

Bassett Street Hounds Ale Mass Dance Handouts

Balance the Straw (Fieldtown)

A (AABB)4

Key: G

A G G C D G C D G

B G C D G C D G C D G D G

Dance Notes

Fieldtown figures: Foot up, Chorus, Half gyp, Chorus, Back-to-back, Chorus, Rounds (and back)

Foot up (and down) is done with Galleys

Rounds is halfway and back - meet in the middle, back to opposite place with clash.

Distinctive Figure (chorus):

(T = tap butt of stick on ground;

FH = forehand strike; BH = backhand)

T – T – | FH – BH – | T – T – | FH – FH FH | Half Hey

Repeat the DF (twice per chorus)

Bassett Street Hounds Ale Mass Dance Handouts

Bonny Green Garters (Bampton)

A A4 (BC) Repeat BC until All-In is called

Key: Part A=D;

Part B=G

A D A G A D A 1 G A 2 G A D

B G D D G C D G G 1 C D 2 D G

C G C D G C D G C D G D D G D D G C D G C D G

Dance Notes:

Bampton figures: Foot up (& down); Half gyp; Whole gyp; Rounds & back [Sidesteps recessional; Half Caper recessional]

Stepping is: Single step (4x), stepbacks (2x), Half caper (then repeat) All 4 figures are done together with no chorus.

At end of Rounds, follow the leader with the following 2 stepping patterns: ○ Sidestep L, Sidestep R (4x) (travelling forward)

○ Half caper (travelling) (8x)

Repeat & follow leader until All In is called; end with 4 plain capers

Bassett Street Hounds Ale Mass Dance Handouts

Highland Mary (Bampton)

Tune: Highland Mary

A(AB2)4 - Key: G

The musical notation is presented in three staves. The first staff, labeled 'A', shows the beginning of the A section with a repeat sign. The second staff, labeled 'B', shows the beginning of the B section with a repeat sign. The third staff shows the continuation of the A section. The key signature is G major (one sharp) and the time signature is 4/4. The notation includes eighth and sixteenth notes, rests, and repeat signs with first and second endings.

Dance Notes

Formation: Two lines facing each other, single short sticks. Bampton style, all single steps.

Bampton figures: Foot up (and down), Chorus, Half gyp, Chorus, Whole gyp, Chorus, Half Rounds (and back)

Rounds is halfway and back—flip after the single steps and back-up steps along the rounds direction (Local variations have the flip in various places; as long as you keep moving in the same direction, timing of flip is variable.)

Distinctive Figure (chorus): DS up, slightly left, bending forward and gesturing with both hankies DS in place (facing up) hankies flick upwards. Turn over R shoulder and repeat facing down Half Hey (Bampton style) (repeat all to return to place)

Bassett Street Hounds Ale Mass Dance Handouts

Mister Dolly (Border)

Tune: George Green's College Hornpipe

A (AB)4 A - Key: G

A

D G D G D C D | 1 C D | 2 G D G

B

G G C D C D

A D G D G C D G D G

Dance Notes

Formation: Square set of 4, one short stick. Border; all single steps.

Figures: Once to Yourself, Chorus, Cross & Swing, Chorus, J-loops, Chorus, Mini-Brook, Chorus, Dragonsbane, Chorus.

All figures start with a Hitchback (rock back then forward).

J-loops: Hitch back, forward, back, into line right now; hitch back, forward & turn a round (2x)

Mini-brook: 1st corners Hitch back, then cross [4 counts]; 2nd corners same, then all extend elbows & circle [8 counts]

Dragon's Bane (a square hey with altered priorities): Hitch back, cross the set (pair to musician's right goes inside), turn out (270 degrees) [4 counts]; Hitch back, go up/down the set (pair closest to musician goes inside), turn out (270 degrees) [4 counts]; Repeat both to get back to place.




Bassett Street Hounds Ale Mass Dance Handouts

Vandals of Adderbury (Ithaca-on-Hemp)

Tune: based on Vandalls of Hammerwich

OTY (AB)4 - Key: G

Dance Notes  OTY

Formation:   
Triangular set of three, 2 top, 1 bottom. Start facing music, sticks up in center.

Stepping: Music for the second half of the figures is short  

by two beats. Therefore, the first half is: DS, DS, SS SS, FTJ and the second half is: DS, DS, SS, FTJ.

Figures: Once to yourself, Foot up and up, Chorus, Half gyp, Chorus, Hands Around, Chorus, Hey, Chorus.

Chorus/Distinctive Figure: Beat 1: Point clashes with anti-Squire, Beat 3: Point clashes with Squire, then pass clashes around - 5: Point & anti-Squire, 6: anti-Squire & Squire, 7: Squire & Point. On beat 8 turn left shoulders into the set, drop the top of stick into left hand, & side-step right out, left sidestep in, two plain capers facing into the set and clash. Repeat all.

Foot up and up: Triangle formation. FTJ and clash all three sticks together on the last beat of the OTY music. Maintain triangle while dancing up on the first DS, in place on 2nd DS, back up on the SS and clash on the FTJ, repeat.

Half gyp: Squire faces center of triangle and the anti-Squire and Point face in line opposite, all three do a Half gyp (the squire dances forwards between the other two). Repeat with anti-Squire.

Hands Around: Take right hands, rotate clockwise on the 1st DS, in place on 2nd, back to place forwards on SS, clashing on the FTJ. Repeat counter-clockwise with left hands.

Hey: Squire and anti-Squire back away from each other on the first double step and Point begins a hey, passing right shoulders with the anti-Squire. Continue for a full hey, double-stepping throughout. End with FTJ and clash.